



ANNUAL WORK PROGRAM

Fiscal Year
2009-2010

TABLE OF CONTENTS

INTRODUCTION	3
FY 2009/10 Measure T Allocation	6
Measure “T” Programming Summary	7
LOCAL AGENCY ANNUAL EXPENDITURE PLANS	8
Madera County Transportation Authority	9
County of Madera	12
City of Madera	14
City of Chowchilla	17
REPORTS	22
End of Year Reports	23
Madera County Transportation Authority	23
County of Madera	26
City of Madera	30
City of Chowchilla	34
Other Reports	38
Measure T Fiscal Year Receipts from BOE	39
APPENDIX	40
Map of Avenue 12 Interchange Project	41
Map of Ellis Street Overcrossing Project	42
Map of 4 th Street Widening	43
Map of SR 41 Passing Lanes	44
Madera STIP Program	45

INTRODUCTION

In November 2006 Madera County voters approved Measure “T” which allowed a new Transportation Authority to impose a ½ cent retail transaction and use tax for 20 years (between April 1, 2007 and September 30, 2027). This sales tax measure will provide \$213 Million in new revenues for transportation improvements according to financial projections through the year 2027. The allocation of projected sales tax revenues to specific types of transportation funding programs and improvement projects is described in the Investment Plan. The Investment Plan was developed by a Steering Committee who through many weeks of intense discussion and hard work developed the Measure funding program commitments. The Committee realized that providing Measure funds for all modes of transportation would meet the quality of life intent of the new Measure. This would in turn enable agencies within the County to address the needs of residents, businesses, and major industries over the 20-year life of the Measure. The Measure “T” Investment Plan details the following:

1. COMMUTE CORRIDORS/FARM TO MARKET PROGRAM (Regional Transportation Program) - \$108.6 million or 51%.

Authorizes major new projects to:

- Improve freeway interchanges
- Add additional lanes
- Increase safety as determined by the local jurisdictions
- Improve and reconstruct major commute corridors

These projects provide for the movement of goods, services, and people throughout the County. Major highlights of this Program include the following:

- **\$55.4 million** (approximately 26% of the Measure) is directed to fund capacity increasing projects and to leverage federal and State funding.
- **\$53.2 million** (approximately 25% of the Measure) is available for rehabilitation, reconstruction and maintenance of sections of regional streets and highways.

Funds can be used for all phases of project development and implementation. This funding program requires new growth and development within the County and each of the cities to contribute to street and highway project costs through local mandatory Traffic Impact Fee (TIF) programs. Funds collected by the local agencies through the TIF programs will provide at least 20% of the funds needed to deliver Tier 1 Projects over the Measure funding period (2007 through 2027). Specific Regional Transportation Program highlights and implementing guidelines are also described in Appendix B of the Investment Plan and in Section 4 of the Strategic Plan.

2. SAFE ROUTES TO SCHOOLS AND JOBS PROGRAM (Local Transportation Program) - \$93.7million or 44%.

The goal is to improve each individual City’s and the County’s local transportation systems. Several funding programs are included:

- **\$46.3 million** (approximately 21.75%) has been guaranteed to each city and the County to meet

scheduled maintenance needs and to rehabilitate the aging transportation system.

- Another **\$46.3 million** of “flexible” funding is provided to the local agencies for any transportation project they feel is warranted including:
 - Fill potholes
 - Repave streets
 - County Maintenance District Area improvements
 - Add additional lanes to existing streets and roads
 - Improve sidewalks
 - Traffic control devices to enhance student and public safety
 - Enhance public transit
 - Construct bicycle and pedestrian projects and improvements
 - Separate street traffic from rail traffic

The local agencies in Madera County know what their needs are and how best to address those needs.

- Just over **\$1.0 million** (approximately 0.5%) is provided to fund local agencies for the ADA Compliance Program including curb cuts and ramps to remove barriers, as well as other special transportation services.

Funds can be used for all phases of project development and implementation. Specific Local Transportation Program highlights and implementing guidelines are described in Appendix B of the Investment Plan and in Section 4 of the Strategic Plan.

3. TRANSIT ENHANCEMENT PROGRAM (Public Transportation Program) - \$4.3 million or 2%.

The goal of this program is to expand or enhance public transit programs that address the transit dependent population and have a demonstrated ability to get people out of their cars and improve air quality. To accomplish this important goal:

- **\$4.258 million** (2% of Measure funding) is provided to the three (3) transit agencies within the County based upon service area population. Madera County would receive **\$2.25 million** or 1.06% of Measure funds, the City of Chowchilla would receive **\$0.24 million** or 0.11%, and the City of Madera would receive **\$1.4 million** or 0.66%. The transit agencies would use the funds to address major new expansions of the express, local, and feeder bus services including additional:
 - Routes
 - Buses (including low emission)
 - Night and weekend service
 - Bus shelters and other capital improvements
 - Safer access to public transit services
 - Car pools
- The remaining **\$355,000** (0.17% of Measure funding) is directed to ADA, Seniors, and Paratransit programs to improve mobility for seniors and people with disabilities.

Specific Transit Enhancement Program highlights and implementing guidelines are also described in Appendix B of the Investment Plan and in Section 4 of the Strategic Plan.

4. ENVIRONMENTAL ENHANCEMENT PROGRAM - \$4.3 million or 2%.

This program's goal is to improve air quality and the environment through four (4) important programs:

- Environmental Mitigation
- Air Quality (including road paving to limit PM₁₀ and PM_{2.5} emissions)
- Bicycle/Pedestrian Facilities
- Car/Van Pools

The linkage between air quality, environmental mitigation, and transportation is stressed and consequently, the local agency may direct the funds to the four (4) categories listed above as they desire. Specific Environmental Enhancement Program highlights and implementing guidelines are described in Appendix B of the Investment Plan and in Section 4 of the Strategic Plan.

5. ADMINISTRATION AND PLANNING PROGRAM - \$2.15 million or 1%.

Measure funding is provided to the Authority to:

- Prepare Investment Plan updates
- Develop allocation program requirements
- Administer and conduct specified activities identified in the other four (4) programs described above

Specific Administration / Planning Program highlights and implementing guidelines are described in Appendix B of the Investment Plan and in Section 4 of the Strategic Plan.

This document, the Measure "T" Annual Work Program, outlines the anticipated expenditure of Measure "T" funds by each Agency to the various programs for a specific year.



FY 2009/10 Measure T Allocation

Gross Allocation	6,780,000.00
Deductions	0.00
Net Allocation	<u>6,780,000.00</u>

Jurisdiction	Population	Rate
County	84,013	0.5515
Madera	57,318	0.3763
Chowchilla	11,000	0.0722
	<u>152,331</u>	

Measure T Programs	Percent		County Allocation	Madera Allocation	Chowchilla Allocation	MCTA Allocation
Commute Corridors/Farm to Market	51.00%	\$ 3,457,800.00				
Regional Streets and Highways Program	26.00%	\$ 1,762,800.00				\$ 1,762,800.00
Regional Rehab	25.00%	\$ 1,695,000.00	\$ 934,792.50	\$ 637,828.50	\$ 122,379.00	
Safe Routes to School & Jobs	44.00%	\$ 2,983,200.00				
Street Maintenance	13.00%	\$ 881,400.00	\$ 486,092.10	\$ 331,670.82	\$ 63,637.08	
County Maint. District, Suppl. Street Maint.	8.75%	\$ 593,250.00	\$ 327,177.38	\$ 223,239.97	\$ 42,832.65	
Flexible (<i>Funds impounded by MCTA</i>)	21.75%	\$ 1,474,650.00	\$ 813,269.48	\$ 554,910.79	\$ 106,469.73	\$ 1,368,180.27
ADA Compliance	0.50%	\$ 33,900.00	\$ 18,695.85	\$ 12,756.57	\$ 2,447.58	
Transit Enhancement Program	2.00%	\$ 135,600.00				
Madera County	1.009%	\$ 68,410.20	\$ 68,410.20			
City of Madera	0.689%	\$ 46,714.20		\$ 46,714.20		
City of Chowchilla	0.132%	\$ 8,949.60			\$ 8,949.60	
ADA/Seniors/Paratransit	0.17%	\$ 11,526.00	\$ 6,356.59	\$ 4,337.23	\$ 832.17	
Environmental Enhancement Prog.	2.00%	\$ 135,600.00	\$ 74,783.40	\$ 51,026.28	\$ 9,790.32	
Administration/Planning	1.00%	\$ 67,800.00				\$ 67,800.00
		TOTAL	\$ 1,916,308.02	\$ 1,307,573.57	\$ 357,338.13	\$ 3,198,780.27

Measure “T” Programming Summary

MCTA

	<u>CO</u>	<u>Excess</u>	<u>Allocated</u>	<u>Bond/Other</u>	<u>Programmed</u>	<u>Balance</u>
Regional Streets and Highways	\$3,860,278	\$217,277	\$1,762,800	\$4,266,000	\$9,443,000	\$663,355
Flexible Program	\$442,953	\$169,342	\$1,368,180	\$2,007,113	\$3,865,000	\$122,588
Admin/Planning	\$13,194	\$8,357	\$67,800	\$0	\$81,240	\$8,111
TOTALS	\$4,316,425	\$394,976	\$3,198,780	\$6,273,113	\$13,389,240	\$794,054

County of Madera

	<u>CO</u>	<u>Excess</u>	<u>Allocated</u>	<u>Programmed</u>	<u>Balance</u>
Commuter Corridors/ Farm to Market (Regional)	\$1,155,884	\$116,206	\$934,792	\$2,206,500	\$382
Safe Routes to School & Jobs (Local)	\$1,301,852	\$103,423	\$831,965	\$2,178,130	\$59,109
Transit Enhancement Program (Public)	\$34,809	\$9,314	\$74,766	\$17,000	\$101,889
Environmental Enhancement Program	\$139,264	\$9,296	\$74,783	\$223,343	\$0
TOTALS	\$2,631,809	\$238,239	\$1,916,306	\$4,624,973	\$161,380

City of Madera

	<u>CO</u>	<u>Excess</u>	<u>Allocated</u>	<u>Programmed</u>	<u>Balance</u>
Commuter Corridors/ Farm to Market (Regional)	\$1,359,523	\$78,440	\$637,828	\$1,567,000	\$508,791
Safe Routes to School & Jobs (Local)	\$172,475	\$69,812	\$567,668	\$809,955	\$0
Transit Enhancement Program (Public)	\$108,080	\$6,299	\$51,051	\$165,430	\$0
Environmental Enhancement Program	\$108,664	\$6,275	\$51,026	\$165,965	\$0
TOTALS	\$1,748,742	\$160,826	\$1,307,573	\$2,708,350	\$508,791

City of Chowchilla

	<u>CO</u>	<u>Excess</u>	<u>Allocated</u>	<u>Loan</u>	<u>Programmed</u>	<u>Balance</u>
Commuter Corridors/ Farm to Market (Regional)	\$5,903	\$14,274	\$122,379	\$930,646	\$1,058,825	\$377
Safe Routes to School & Jobs (Local)	\$235,164	\$25,122	\$215,338	\$644,354	\$1,045,488	\$74,540
Transit Enhancement Program (Public)	\$3,598	\$1,100	\$9,782	\$0	\$12,800	\$1,680
Environmental Enhancement Program	\$19,397	\$1,142	\$9,790	\$0	\$28,600	\$1,729
TOTALS	\$264,062	\$41,638	\$357,339	\$1,575,000	\$2,145,713	\$78,326

LOCAL AGENCY ANNUAL EXPENDITURE PLANS

The 20-year measure funding is expected to generate a total of \$212,900,000. A majority of this amount is allocated as pass through funds to the local jurisdictions based on population size. Figure 1 indicates the population percentage of each local jurisdiction for this fiscal year. For FY 2009-2010 a total of \$6,780,000 is estimated to be allocated to each jurisdiction. Figure 2 indicates the amount that will be allocated to each jurisdiction, including the Madera County Transportation Authority.

Figure 1

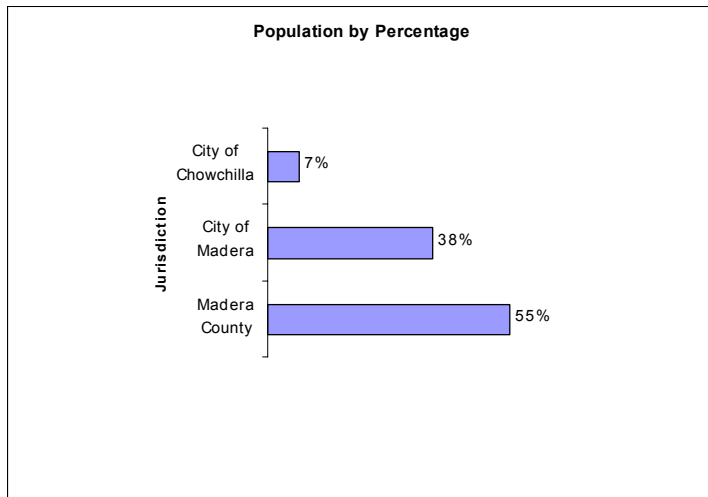
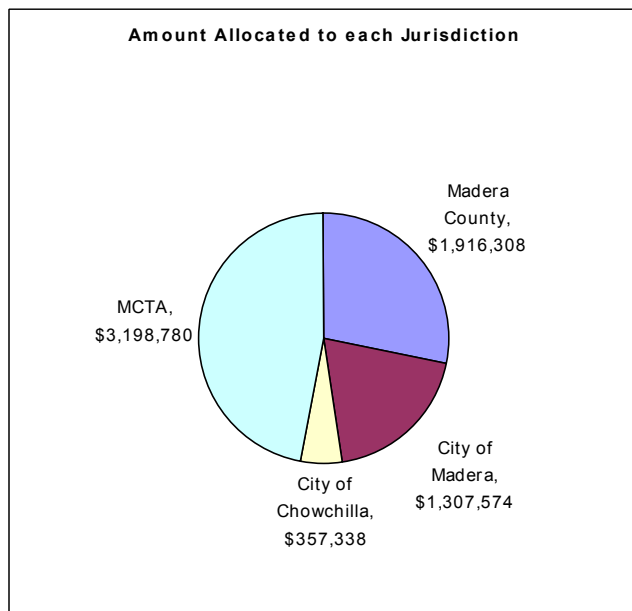


Figure 2



The following pages indicate how each jurisdiction has budgeted their 2009-10 allocation and any other additional funds including carryover and/or excess funds from the prior year's allocation.

Madera County Transportation Authority

Measure T Annual Expenditure Plan
Fiscal Year 2009 / 2010



Commute Corridors/Farm to Market (Regional)

					<u>Carryover</u>	<u>Excess</u>	<u>Allocation</u>	<u>Bond (Net)</u>	<u>Available</u>
<u>Regional Streets and Highways Program</u>					\$3,860,278	\$217,277	\$1,762,800	\$4,266,000	\$10,106,355
<u>Project</u>	<u>Account #</u>	<u>Environmental Studies & Permits</u>	<u>Right of Way</u>	<u>Plans, Specifications, & Estimates</u>	<u>Construction</u>	<u>Misc.</u>	<u>Total</u>		
SR 99/ Ave 12 Interchange		\$ -	\$ 5,177,000	\$ -	\$ -	\$ -	\$ 5,177,000		
Ellis Ave. Overcrossing		\$ -	\$ -	\$ -	\$ 4,266,000	\$ -	\$ 4,266,000		
Reserve for Next Fiscal Year							\$ 663,355		
					Total Projects		\$ 10,106,355		
					Balance		\$ -		

Administration/Planning Program

		<u>Carryover</u>	<u>Excess</u>	<u>Allocation</u>	<u>Available</u>
<u>MCTA</u>		\$13,194	\$8,357	\$67,800	\$89,351
<u>Project</u>	<u>Budget</u>				
Salaries & Benefits	\$ 46,240				
Audits, Fin. Asst.	\$ 25,000				
MCTA Conf/Travel/Other	\$ 10,000				
Total Projects	\$ 81,240				
Balance	\$ 8,111				

Other Funds Allocated to MCTA

		<u>Carryover</u>	<u>Excess</u>	<u>Allocation</u>	<u>Bond/Other</u>	<u>Available</u>	
<u>Other Funds (Flexible, Impact Fees, Local)</u>		\$442,953	\$169,342	\$1,368,180	\$2,007,113	\$3,987,588	
<u>Project</u>	<u>Account #</u>	<u>Environmental Studies & Permits</u>	<u>Right of Way</u>	<u>Plans, Specifications, & Estimates</u>	<u>Construction</u>	<u>Misc.</u>	<u>Total</u>
Ellis Ave Overcrossing		\$ -	\$ -	\$ -	\$ 1,800,000	\$ -	\$ 1,800,000
4th Street Widening		\$ -	\$ 100,000	\$ 450,000	\$ -	\$ -	\$ 550,000
SR 41 Passing Lanes		\$ 1,515,000		\$ -			\$ 1,515,000
Reserve for Next Fiscal Year							\$ 122,588
					Total Projects		\$ 3,987,588
					Balance		\$ -
		<u>Environmental Studies & Permits</u>	<u>Right of Way</u>	<u>Plans, Specifications, & Estimates</u>	<u>Construction</u>	<u>Misc.</u>	<u>Total</u>
County of Madera							
Flexible Account		\$ 1,515,000					\$ 1,515,000
Impact Fees							\$ -
Local Funds							\$ -
City of Madera							
Flexible Account			\$ 100,000	\$ 450,000	\$ 1,800,000		\$ 2,350,000
Impact Fees							\$ -
Local Funds							\$ -
City of Chowchilla							
Flexible Account							\$ -
Impact Fees							\$ -
Local Funds							\$ -

***Measure T Projects Programmed in STIP**

	<u>Prior</u>	<u>2008/09</u>	<u>2009/10</u>	<u>2010/11</u>	<u>2011/12</u>	<u>2012/13</u>	<u>Total</u>
SR 99/Ave 12 Interchange							
Measure T Regional			\$ 5,177,000		\$ 2,480,000		\$ 7,657,000
Flexible Program					\$ 3,920,000		\$ 3,920,000
Route 99 Bond					\$ 48,400,000		\$ 48,400,000
STIP	\$ 1,300,000		\$ 6,723,000				\$ 8,023,000
							\$ 68,000,000
Ellis Ave. Overcrossing							
Measure T Regional			\$ 4,266,000				\$ 4,266,000
Flexible Program			\$ 1,800,000				\$ 1,800,000
STIP			\$ 8,534,000				\$ 8,534,000
Measure A/Local	\$ 3,910,000	\$ 1,000,000					\$ 4,910,000
							\$ 19,510,000
4th Street Widening							
Measure T Regional						\$ 2,218,000	\$ 2,218,000
Flexible Program		\$ 150,000	\$ 550,000			\$ 1,080,000	\$ 1,780,000
STIP						\$ 4,502,000	\$ 4,502,000
							\$ 8,500,000
SR 41 Passing Lanes							
Measure T Regional							\$ -
Flexible Program		\$ 1,136,250	\$ 1,515,000	\$ 378,750			\$ 3,030,000
STIP							\$ -
							\$ 3,030,000
Measure T Total		\$ 1,286,250	\$ 13,308,000	\$ 378,750	\$ 6,400,000	\$ 3,298,000	
Yearly Total	\$ 5,210,000	\$ 2,286,250	\$ 28,565,000	\$ 378,750	\$ 54,800,000	\$ 7,800,000	

County of Madera

Measure T Annual Expenditure Plan
Fiscal Year 2009 / 2010



Commute Corridors/Farm to Market(Regional)

Carryover Excess Allocation Available

Rehab, Reconstruct, Maintenance Program

\$1,155,884 \$116,206 \$934,792 **\$2,206,882**

Project	Budget
Road Rehab/Overlays (various locations)	\$ 681,500
Overlay Rd 400; Rd 415 to Ysmt. Springs Pkwy	\$ 300,000
Chip Seal Ave 14; City Limit to Rd 19	\$ 220,000
Overlay Rd 36; Ave 12-1/2 to Ave 15	\$ 430,000
Overlay Ave 15; Rd 35 to Rd 36	\$ 225,000
Chip Seal Rd 222; SR41 to Rd 274	\$ 350,000
Total Projects	\$ 2,206,500
<i>Balance</i>	\$ 382

Safe Routes to School & Jobs (Local)

Carryover Excess Allocation Available

Street Maintenance Program

\$582,066 \$60,427 \$486,092 **\$1,128,585**

Project	Budget
Overlays	\$ 530,000
Chip Seal	\$ 420,000
Other Seals	\$ -
Misc. Road Maintenance	\$ 178,585
Reserve for Next Fiscal Year	\$ -
Total Projects	\$ 1,128,585
<i>Balance</i>	\$ -

County Maintenance Districts

\$681,696 \$40,672 \$327,177 **\$1,049,545**

Project	Budget
Overlays	\$ 650,000
Chip Seal	\$ 275,000
Dust Mitigation	\$ 20,000
Misc. Road Maintenance	\$ 104,545
Reserve for Next Fiscal Year	\$ -
Total Projects	\$ 1,049,545
<i>Balance</i>	\$ -

<u>Flexible Program</u>	\$1,753,807	\$101,099	\$813,269	\$2,668,175
--------------------------------	-------------	-----------	-----------	--------------------

Project	Budget
SR 41 Passing Lanes	\$ 1,515,000
Impounded	\$ 1,153,175
Total Projects	<u>\$ 2,668,175</u>
Balance	\$ -

<u>ADA Compliance</u>	\$38,090	\$2,324	\$18,695	\$59,109
------------------------------	----------	---------	----------	-----------------

Project	Budget
Reserve for Next Fiscal Year	\$ 59,109
Total Projects	<u>\$ 59,109</u>
Balance	\$ -

<u>Transit Enhancement Program (Public)</u>	<u>Carryover</u>	<u>Excess</u>	<u>Allocation</u>	<u>Available</u>
	\$21,102	\$8,524	\$68,410	\$98,036

Project	Budget
Reserve for Next Fiscal Year	\$ 81,036
Safe Routes to School	\$ 17,000
Total Projects	<u>\$ 98,036</u>
Balance	\$ -

<u>ADA / Seniors / Paratransit</u>	\$13,707	\$790	\$6,356	\$20,853
---	----------	-------	---------	-----------------

Project	Budget
Reserve for Next Fiscal Year	\$ 20,853
Total Projects	<u>\$ 20,853</u>
Balance	\$ -

<u>Environmental Enhancement Program</u>	<u>Carryover</u>	<u>Excess</u>	<u>Allocation</u>	<u>Available</u>
---	-------------------------	----------------------	--------------------------	-------------------------

<u>Total for all Sub-programs</u>	\$139,264	\$9,296	\$74,783	\$223,343
--	-----------	---------	----------	------------------

Project	Budget
CMAQ Project Match	\$ 73,313
Environmental Enhancement Projects	\$ 150,030
Total Projects	<u>\$ 223,343</u>
Balance	\$ -

City of MaderaMeasure T Annual Expenditure Plan
Fiscal Year 2009 / 2010

Commute Corridors/Farm to Market (Regional) Carryover Excess Allocation Available**Rehab, Reconstruct, Maintenance Program** \$1,359,523 \$78,440 \$637,828 **\$2,075,791**

<u>Project</u>	<u>Budget</u>
4 th Street/ Pine Street Improvements	\$ 300,000
Schnoor/Howard Intersection	\$ 338,000
Various 3R & ADA Improvements	\$ 615,000
Pavement Rehabilitation - Various Streets	\$ 314,000
<hr/>	
Total Projects	\$ 1,567,000
Balance	\$ 508,791

Safe Routes to School & Jobs (Local) Carryover Excess Allocation Available**Street Maintenance Program** \$98,552 \$40,789 \$331,671 **\$471,012**

<u>Project</u>	<u>Budget</u>
Overlays	\$ -
Chip Seal	\$ -
Other Seals	\$ -
Patching/Street Maintenance	\$ 471,012
Reserve for Next Fiscal Year	\$ -
<hr/>	
Total Projects	\$ 471,012
Balance	\$ -

Supplemental Street Maintenance Program \$70,733 \$27,454 \$223,240 **\$321,427**

<u>Project</u>	<u>Budget</u>
Overlays	\$ -
Chip Seal	\$ -
Other Seals	\$ -
Patching/Street Maintenance	\$ 321,427
Reserve for Next Fiscal Year	\$ -
<hr/>	
Total Projects	\$ 321,427
Balance	\$ -

Measure T 2009/10 Annual Work Program

<u>Flexible Program</u>	\$1,182,809	\$68,243	\$554,911	\$1,805,963
--------------------------------	-------------	----------	-----------	--------------------

Project	Budget
<i>Ellis Ave Overcrossing</i>	\$ 1,800,000
<i>4th Street Widening</i>	\$ 550,000
<hr/>	
Total Projects	<u>\$ 2,350,000</u>
Balance	-\$544,037

<u>ADA Compliance</u>	\$3,190	\$1,569	\$12,757	\$17,516
------------------------------	---------	---------	----------	-----------------

Project	Budget
<i>Sidewalk Repair Program</i>	\$ 17,516
<hr/>	
Total Projects	<u>\$ 17,516</u>
Balance	\$ -

<u>Transit Enhancement Program (Public)</u>	<u>Carryover</u>	<u>Excess</u>	<u>Allocation</u>	<u>Available</u>
	\$98,844	\$5,766	\$46,714	\$151,324

Project	Budget
<i>Bus Shelters & Passenger Amenities</i>	\$ 151,324
<hr/>	
Total Projects	<u>\$ 151,324</u>
Balance	\$ -

<u>ADA / Seniors / Paratransit</u>	\$9,236	\$533	\$4,337	\$14,106
---	---------	-------	---------	-----------------

Project	Budget
<i>Bus Stop Landings and Ramps</i>	\$ 14,106
<hr/>	
Total Projects	<u>\$ 14,106</u>
Balance	\$ -

<u>Environmental Enhancement Program</u>	<u>Carryover</u>	<u>Excess</u>	<u>Allocation</u>	<u>Available</u>
---	-------------------------	----------------------	--------------------------	-------------------------

<u>Total for all Sub-programs</u>	\$108,664	\$6,275	\$51,026	\$165,965
--	-----------	---------	----------	------------------

Project	Budget
<i>Fresno River Trail PK-08</i>	\$ 51,000
<i>Bicycle/Pedestrian Facilities</i>	\$ 114,965
<hr/>	
Total Projects	<u>\$ 165,965</u>
Balance	\$ -

City of Chowchilla

Measure T Annual Expenditure Plan
Fiscal Year 2009 / 2010



Interprogram Loan

Amount
\$ 1,575,000

Loan Payback Payment for FY 09/10: \$207,112.50

Rehab, Reconstruct, Maintenance Program	122,379
Street Maintenance Program	63,637
Supplemental Street Maintenance Program	21,097
	207,113

\$

Project	Budget
---------	--------

2009 Measure T Street Project	\$ 1,575,000
-------------------------------	--------------

Rehab, Reconstruct, Maintenance Program	-930,646
Street Maintenance Program	-483,935
Supplemental Street Maintenance Program	-160,419
	-

\$

Commute Corridors/Farm to Market (Regional)

Carryover Excess Loan Allocation Available

<u>Rehab, Reconstruct, Maintenance Program</u>	\$5,903	\$14,274	\$930,646	\$122,379	\$1,073,202
---	---------	----------	-----------	-----------	--------------------

Project	Budget
---------	--------

2009 Measure T Street Improvement Project	\$ 930,646
2009 Measure T Street Improvement Engineering	\$ 14,000
Sonoma Resurfacing	\$ 5,800
Loan payment	\$ 122,379

Total Projects	
----------------	--

Balance	377
---------	------------

\$ 1,072,825

\$

Safe Routes to School & Jobs (Local)

Carryover

Excess

Loan

Allocation

Available

Street Maintenance Program

\$40,670

\$7,423

\$483,935

\$63,637

\$595,665

Project

Budget

2009 Measure T Street Improvement Project	\$ 483,935
2009 Measure T Street Improvement Engineering	\$ 7,000
Sonoma Resurfacing	\$ 9,300
Street Maintenance Equipment	\$ 31,300
Loan payment	\$ 63,637

Total Projects \$ 595,172

Balance \$ 493

Supplemental Street Maintenance Program

\$46,066

\$4,996

\$160,419

\$42,833

\$254,314

Project

Budget

2009 Measure T Street Improvement Project	\$ 160,419
2009 Measure T Street Improvement Engineering	\$ 26,500
Sonoma Resurfacing	\$ 1,000
Roller & Hot Mix Equipment	\$ 45,000
Loan payment	\$ 21,097

Total Projects \$ 254,016

Balance \$ 298

Flexible Program

\$143,510

\$12,418

\$0

\$106,470

\$262,398

Project

Budget

Sonoma Resurfacing	\$ 9,000
CNG Fueling Facility	\$ 21,400
Street Maintenance Program	\$ 127,000
Howard/Gill Overlay	\$ 22,000
Engineering for 2009/10 CIP	\$ 12,000

Total Projects \$ 191,400
 Balance \$ 70,998

ADA Compliance \$4,918 \$285 \$0 \$2,448 \$7,651

Project	Budget
Sonoma Resurfacing	\$ 4,900
Total Projects	\$ 4,900
Balance	\$ 2,751

Transit Enhancement Program (Public)

Carryover \$3,425 Excess \$1,003 Allocation \$8,950 Available \$13,378

Project	Budget
CATX Budget	\$ 11,800
Total Projects	\$ 11,800
Balance	\$ 1,578

ADA / Seniors / Paratransit \$173 \$97 \$832 \$1,102

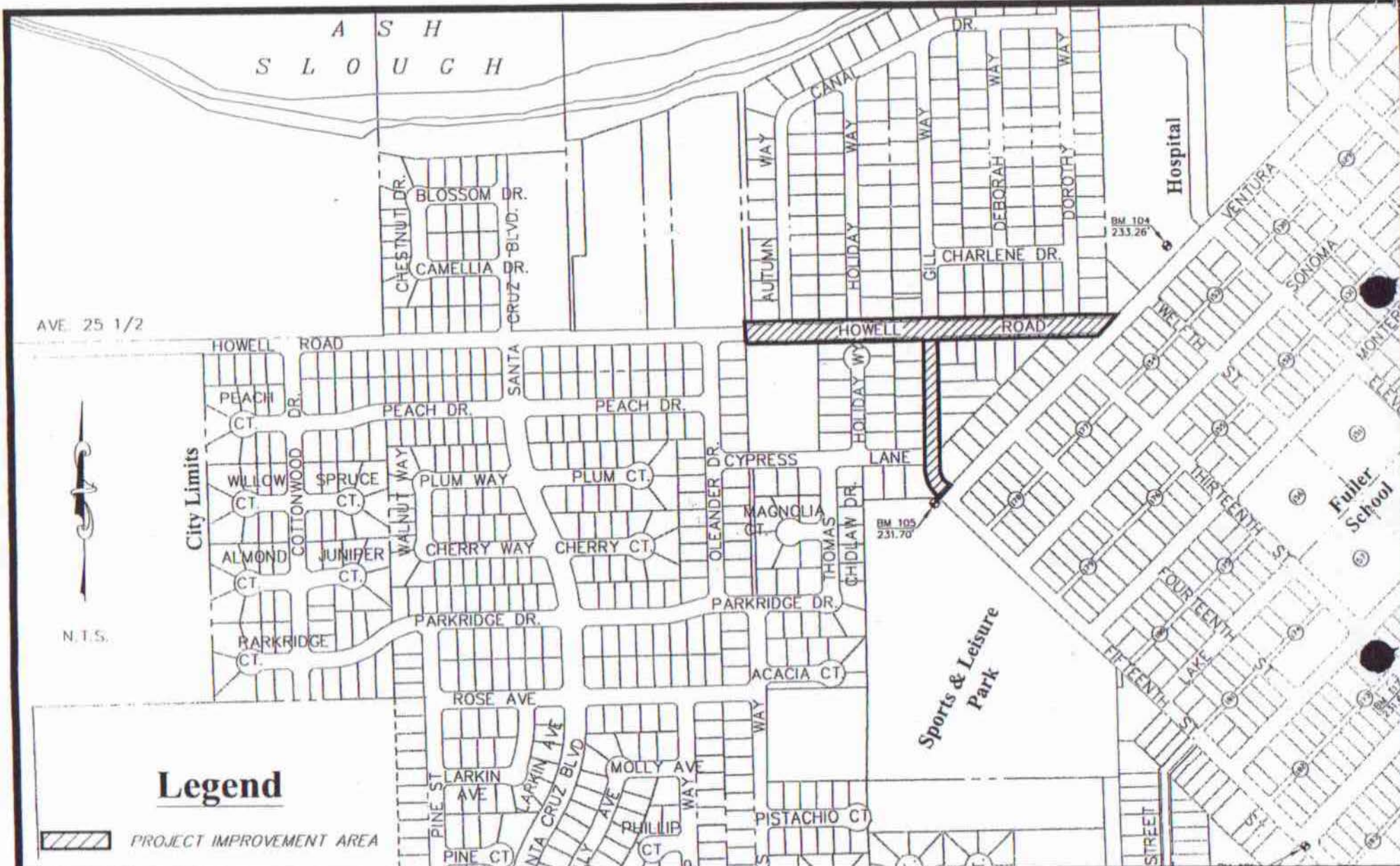
Project	Budget
CATX Budget	\$ 1,000
Total Projects	\$ 1,000
Balance	\$ 102

Environmental Enhancement Program

Carryover \$19,397 Excess \$1,142 Allocation \$9,790 Available \$30,329

Project	Budget
CNG Fueling Facility	\$ 28,600
Total Projects	\$ 28,600

Balance \$ 1,729



Legend

 PROJECT IMPROVEMENT AREA

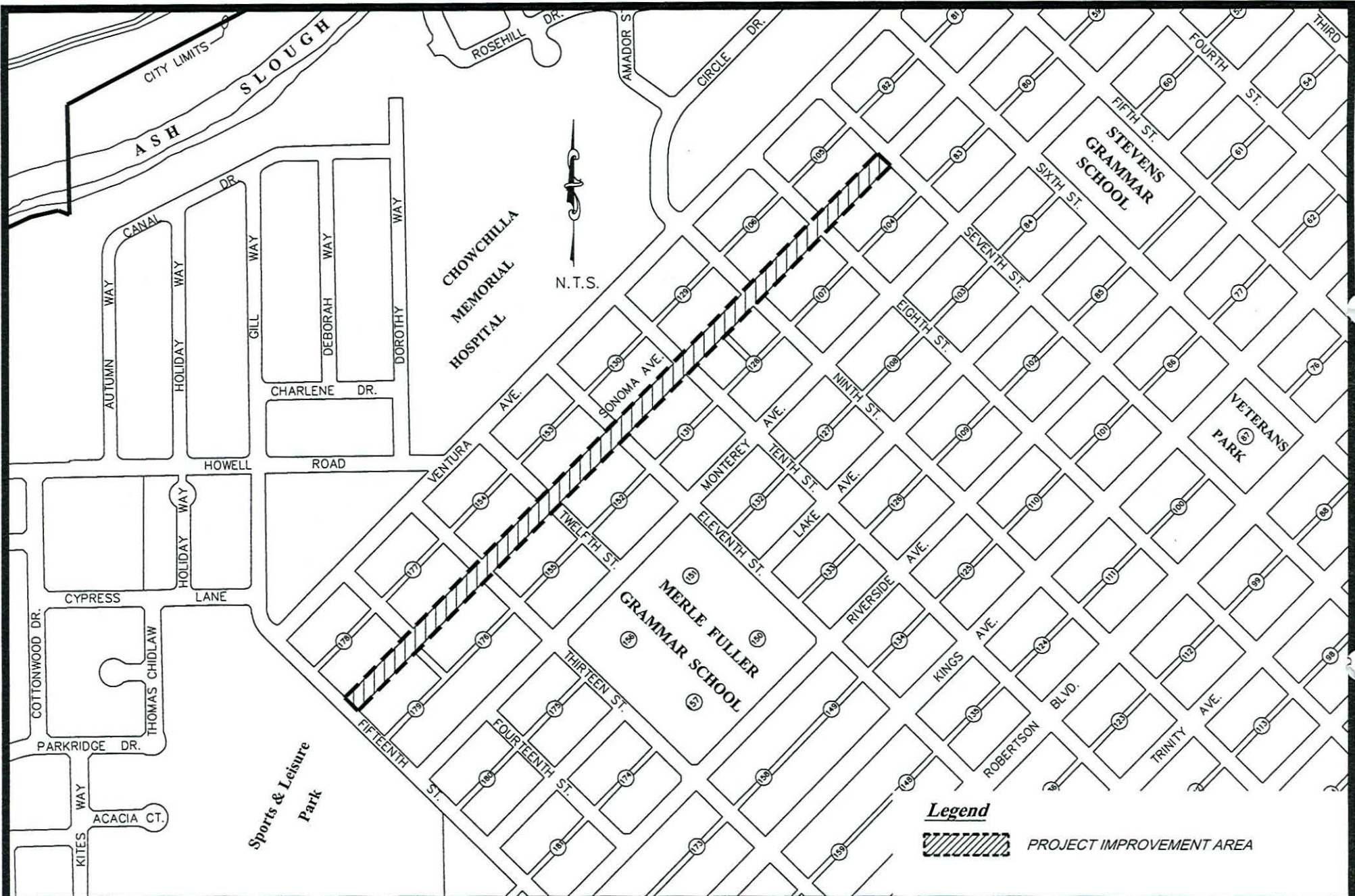
EXHIBIT C - LOCATION MAP
HOWELL ROAD & FIFTEENTH STREET IMPROVEMENTS

CITY OF CHOWCHILLA, MADERA COUNTY, CALIFORNIA

17APR08 101P0806J1.DWG



GIERSCHE & ASSOCIATES
 CIVIL ENGINEERS
 421 No. "I" Street
 Madera, California 93637
 (558) 673-5681 FAX 675-3544
 E-mail: office@gi-engineers.com



Legend



PROJECT IMPROVEMENT AREA

EXHIBIT C - LOCATION MAP
CHOWCHILLA, SONOMA AVE. STREET IMPROVEMENTS 7th ST. TO 15th ST.

CITY OF CHOWCHILLA, MADERA COUNTY, CALIFORNIA

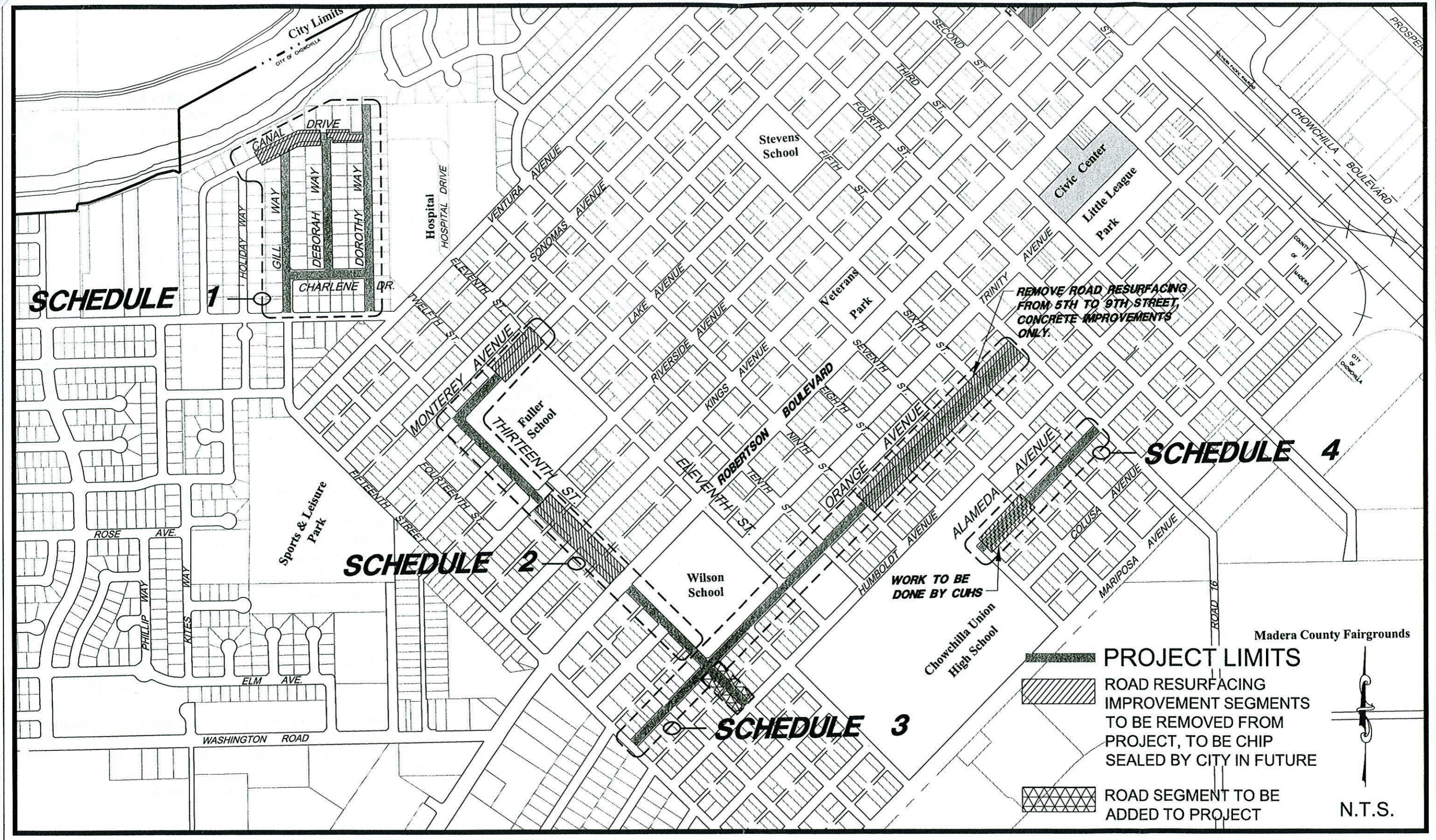
15MAY08

101P0807J1.dwg



GIERSCH & ASSOCIATES
 CIVIL ENGINEERS
 421 No. "I" Street
 Madera, California 93637
 (559) 673-5981 FAX 675-3544
 E-mail: office@gai-online.com

J:\PROJECT_101P0811\Trash\101P0811J_KFE.DWG, COVER, 8/13/2009 1:14:56 PM, HP LaserJet 8150 PCL 6



- SCHEDULE 1: DOROTHY WAY/DEBORAH WAY/GILL WAY/CHARLENE DR. & CANAL DR.
- SCHEDULE 2: MONTEREY AVE. - 11th TO 13th & 13th ST. - MONTEREY TO RIVERSIDE AVE. AND ROBERTSON BLVD. TO HUMBOLDT AVE.
- SCHEDULE 3: ORANGE AVE. - 5th TO 15th STREET
- SCHEDULE 4: ALAMEDA AVE. - 5th TO 8th STREET

EXHIBIT "A"



GIERSCH & ASSOCIATES
 CIVIL ENGINEERS
 421 No. "I" Street Madera, California 93637
 (559) 873-5981 FAX (559) 875-3544
 e-mail: office@gi-a-online.com

CLIENT **City of Chowchilla**

PROJECT **Capital Improvement Streets Project 2009-2010-Measure T**

CHOWCHILLA CALIFORNIA

SHEET **X** of **X** SHEETS NO. 101P0811J11 DATE 10/10/09

(This page intentionally left blank)

REPORTS

End of Year Reports

Madera County Transportation Authority



MEASURE T
2008–2009 Expenditures by Program
Madera County Transportation Authority

	Allocated Budget	Expenditures	Encumbered	Total Expenditures	% Spent	Balance Remaining	Other Funds Leveraged
Commute Corridors/Farm to Market	\$ -	\$ -	\$ -	\$ -	0.00%	\$ -	\$ -
<i>Regional Streets & Highways Program</i>	\$ -	\$ -	\$ -	\$ -	0.00%	\$ -	\$ -
Safe Routes to School & Jobs	\$ 2,533,000.00	\$ 1,136,250.00	\$ -	\$ 1,136,250.00	44.86%	\$ 1,396,750.00	\$ -
<i>Flexible</i>	\$ 2,533,000.00	\$ 1,136,250.00	\$ -	\$ 1,136,250.00	44.86%	\$ 1,396,750.00	\$ -
Administration	\$ 82,977.00	\$ 72,199.00	\$ -	\$ 72,199.00	87.01%	\$ 10,778.00	\$ -
Grand Totals	\$ 2,615,977.00	\$ 1,208,449.00	\$ -	\$ 1,208,449.00	46%	\$ 1,407,528.00	\$ -

MEASURE T
2008-2009 Expenditure Detail
Madera County Transportation Authority

Program		08-09 "T" Budget	Actual Expenditures	Encumbered	Total	% Spent	Balance Remaining	Other Funds Leveraged	Source of Leveraged Funds
Commute Corridors/Farm to Market		\$ -	\$ -	\$ -	\$ -	0.00%	\$ -	\$ -	
<i>Regional Streets & Highways Program</i>									
1		\$ -	\$ -	\$ -	\$ -	0.00%	\$ -	\$ -	
2	PS&E	\$ -	\$ -	\$ -	\$ -	0.00%	\$ -	\$ -	
3	ADN	\$ -	\$ -	\$ -	\$ -	0.00%	\$ -	\$ -	
4	CCN	\$ -	\$ -	\$ -	\$ -	0.00%	\$ -	\$ -	
1		\$ -	\$ -	\$ -	\$ -	0.00%	\$ -	\$ -	
2	PS&E	\$ -	\$ -	\$ -	\$ -	0.00%	\$ -	\$ -	
3	ADN	\$ -	\$ -	\$ -	\$ -	0.00%	\$ -	\$ -	
4	CCN	\$ -	\$ -	\$ -	\$ -	0.00%	\$ -	\$ -	
1		\$ -	\$ -	\$ -	\$ -	0.00%	\$ -	\$ -	
2	PS&E	\$ -	\$ -	\$ -	\$ -	0.00%	\$ -	\$ -	
3	ADN	\$ -	\$ -	\$ -	\$ -	0.00%	\$ -	\$ -	
4	CCN	\$ -	\$ -	\$ -	\$ -	0.00%	\$ -	\$ -	
Safe Routes to School & Jobs		\$2,533,000.00	\$ 1,136,250.00	\$ -	\$ 1,136,250.00	44.86%	\$1,396,750.00	\$ -	
1	<i>Flexible</i>	\$ 2,533,000.00	\$ 1,136,250.00	\$ -	\$ 1,136,250.00	44.86%	\$ 1,396,750.00	\$ -	
Administration		\$ 82,977.00	\$ 72,199.00	\$ -	\$ 72,199.00	87.01%	\$ 10,778.00	\$ -	
1		\$ 82,977.00	\$ 72,199.00	\$ -	\$ 72,199.00	87.01%	\$ 10,778.00	\$ -	
2	<i>Salaries & Benefits</i>	\$ 52,977.00	\$ 51,406.00	\$ -	\$ 51,406.00	97.03%	\$ 1,571.00	\$ -	
3	<i>Other</i>	\$ 30,000.00	\$ 20,793.00	\$ -	\$ 20,793.00	69.31%	\$ 9,207.00	\$ -	

End of Year Reports

County of Madera



MEASURE T
2008–2009 Expenditure Summary
County of Madera

Program	Allocated Budget	Expenditures	Encumbered	Total Expenditures	% Spent	Balance Remaining	Other Funds Leveraged
Commute Corridors/Farm to Market (Regional)	\$ 1,173,432.00	\$ 17,548.39	\$ -	\$ 17,548.39	1.50%	\$ 1,155,883.61	\$ -
Safe Routes to School & Jobs (Local)	\$ 1,344,228.00	\$ 42,375.63	\$ -	\$ 42,375.63	3.15%	\$ 1,301,852.37	\$ -
Transit Enhancement (Public)	\$ 161,451.00	\$ 126,641.70	\$ -	\$ 126,641.70	78.44%	\$ 34,809.30	\$ -
Environmental Enhancement	\$ 156,354.00	\$ 17,089.69	\$ -	\$ 17,089.69	10.93%	\$ 139,264.31	\$ -
Grand Totals	\$2,835,465.00	\$ 203,655.41	\$ -	\$ 203,655.41	7.18%	\$2,631,809.59	\$ -

MEASURE T
2008-2009 Expenditure Detail
 County of Madera


Program	08-09 "T" Budget	Actual Expenditures	Encumbered	Total	% Spent	Balance Remaining	Other Funds Leveraged	Source of Leveraged Funds
Commute Corridors/Farm to Mar	\$ 1,173,432.00	\$ 17,548.39	\$ -	\$ 17,548.39	1.50%	\$ 1,155,883.61	\$ -	
<i>Regional Rehab</i>								
1 Overlay Rd 36; Ave 12-112 to Ave 15	\$ 431,476.00	\$ 306.07	\$ -	\$ 306.07	0.07%	\$ 431,169.93	\$ -	
2 PS&E	\$ 5,000.00	\$ 306.07	\$ -	\$ 306.07	6.12%	\$ 4,693.93	\$ -	
3 ROW	\$ -	\$ -	\$ -	\$ -	0.00%	\$ -	\$ -	
4 CON	\$ 426,476.00	\$ -	\$ -	\$ -	0.00%	\$ 426,476.00	\$ -	
1 Overlay Ave 15; Rd 35 to Rd 36	\$ 200,000.00	\$ -	\$ -	\$ -	0.00%	\$ 200,000.00	\$ -	
2 PS&E	\$ -	\$ -	\$ -	\$ -	0.00%	\$ -	\$ -	
3 ROW	\$ -	\$ -	\$ -	\$ -	0.00%	\$ -	\$ -	
4 CON	\$ 200,000.00	\$ -	\$ -	\$ -	0.00%	\$ 200,000.00	\$ -	
1 Chip Seal Rd 222; SR 41 to Rd 274	\$ 350,000.00	\$ -	\$ -	\$ -	0.00%	\$ 350,000.00	\$ -	
2 PS&E	\$ -	\$ -	\$ -	\$ -	0.00%	\$ -	\$ -	
3 ROW	\$ -	\$ -	\$ -	\$ -	0.00%	\$ -	\$ -	
4 CON	\$ 350,000.00	\$ -	\$ -	\$ -	0.00%	\$ 350,000.00	\$ -	
1 Reserve funds (Misc)	\$ 191,956.00	\$ 17,242.32	\$ -	\$ 17,242.32	8.98%	\$ 174,713.68	\$ -	
2 Ave 12 Striping Reconfiguration	\$ -	\$ 791.00	\$ -	\$ 791.00		\$ (791.00)	\$ -	
3 Rd 600 Bridge Rehab	\$ -	\$ 16,451.32	\$ -	\$ 16,451.32		\$ (16,451.32)	\$ -	
4						\$ -	\$ -	
Safe Routes to School & Jobs	\$ 1,344,228.00	\$ 42,375.63	\$ -	\$ 42,375.63	3.15%	\$ 1,301,852.37	\$ -	
<i>Street Maintenance</i>								
1	\$ 610,164.00	\$ 28,117.68	\$ -	\$ 28,117.68	4.61%	\$ 582,066.32	\$ -	
2 Overlays	\$ 480,161.00	\$ 76.43	\$ -	\$ 76.43	0.02%	\$ 480,084.57	\$ -	
3 Chip Seals	\$ 54,945.00	\$ 16,880.21	\$ -	\$ 16,880.21	30.72%	\$ 38,064.79	\$ -	
4 Other Seals	\$ -	\$ -	\$ -	\$ -	0.00%	\$ -	\$ -	
5 Patching	\$ 75,078.00	\$ 11,160.94	\$ -	\$ 11,160.94	14.87%	\$ 63,917.06	\$ -	
<i>County Maint. District, Suppl. Maint.</i>								
1	\$ 693,729.00	\$ 12,033.08	\$ -	\$ 12,033.08	1.73%	\$ 681,695.92	\$ -	
2 Overlays	\$ 357,000.00	\$ 11,500.00	\$ -	\$ 11,500.00	0.00%	\$ 357,000.00	\$ -	
3 Chip Seals	\$ 247,216.00	\$ 533.08	\$ -	\$ 533.08	0.00%	\$ 247,216.00	\$ -	
4 Other Seals	\$ 9,844.00	\$ -	\$ -	\$ -	0.00%	\$ 9,844.00	\$ -	
5 Patching	\$ 79,669.00	\$ -	\$ -	\$ -	0.00%	\$ 79,669.00	\$ -	
<i>Flexible</i>								
1	\$ -	\$ -	\$ -	\$ -	0.00%	\$ -	\$ -	
2 Overlays	\$ -	\$ -	\$ -	\$ -	0.00%	\$ -	\$ -	
3 Chip Seals	\$ -	\$ -	\$ -	\$ -	0.00%	\$ -	\$ -	
4 Other Seals	\$ -	\$ -	\$ -	\$ -	0.00%	\$ -	\$ -	
5 Patching	\$ -	\$ -	\$ -	\$ -	0.00%	\$ -	\$ -	
Other	\$ -	\$ -	\$ -	\$ -	0.00%	\$ -	\$ -	
1 ADA Compliance	\$ 40,315.00	\$ 2,224.87	\$ -	\$ 2,224.87	5.52%	\$ 38,090.13	\$ -	
Transit Enhancement	\$ 161,451.00	\$ 126,641.70	\$ -	\$ 126,641.70	78.44%	\$ 34,809.30	\$ -	
<i>TEP</i>								
1	\$ 147,744.00	\$ 126,641.70	\$ -	\$ 126,641.70	85.72%	\$ 21,102.30	\$ -	
2 Operating - Service Expansion	\$ -	\$ -	\$ -	\$ -	0.00%	\$ -	\$ -	
3 Capital - Buses	\$ -	\$ -	\$ -	\$ -	0.00%	\$ -	\$ -	
4 Facilities	\$ 100,000.00	\$ 100,000.00	\$ -	\$ 100,000.00	100.00%	\$ -	\$ -	
5 Other Public Transit-Related Projects	\$ 47,744.00	\$ 26,641.70	\$ -	\$ 26,641.70		\$ -	\$ -	
1 ADA/Seniors/Paratransit	\$ 13,707.00	\$ -	\$ -	\$ -	0.00%	\$ 13,707.00	\$ -	
Environmental Enhancement	\$ 156,354.00	\$ 17,089.69	\$ -	\$ 17,089.69	10.93%	\$ 139,264.31	\$ -	
<i>Air Quality</i>								
1	\$ -	\$ -	\$ -	\$ -	0.00%	\$ -	\$ -	
2 Bicycle/Pedestrian Facilities	\$ 69,822.00	\$ 17,089.69	\$ -	\$ 17,089.69	19.75%	\$ 69,442.31	\$ -	
3 Car/Van Pools	\$ -	\$ -	\$ -	\$ -	0.00%	\$ -	\$ -	
4 Other Air Quality Projects	\$ 69,822.00	\$ -	\$ -	\$ -	0.00%	\$ 69,822.00	\$ -	

MEASURE T
2008-09 Program Notes
 County of Madera

Commute Corridors/Farm to Market		
	<i>Regional Rehab</i>	3 anticipated projects were shifted to FY 09/10 due to lower anticipated 07/08 carryover amount
1	Project 1	
2		
3	FSBE	
4	RCM	
5	CCM	Overlay/rehab project scheduled to be completed this construction season in combination with ARRA project
1	Project 2	
2		
3	FSBE	
4	RCM	
5	CCM	Overlay/rehab project scheduled to be completed this construction season in combination with ARRA project
1	Project 3	
2		
3	FSBE	
4	RCM	
5	CCM	Chip seal project scheduled to be completed this fall under countywide chip seal contract
Safe Routes to School & Jobs		
	<i>Street Maintenance</i>	
1		
2	Overlay	Maintenance overlay projects reduced due to lower than anticipated 07/08 carryover amount; carried to 09/10
3	Chip Seal	Maintenance chip seal projects reduced due to lower than anticipated 07/08 carryover amount; carried to 09/10
4	Other Seal	
5	Patching	Funds being reserved to use for maintenance/overlays with County forces. Paving machine to be purchased 08/09 FY.
	<i>County Maint. District, Suppl. Maint.</i>	
1		
2	Overlay	
3	Chip Seal	
4	Other Seal	
5	Patching	
1		
2	Flexible	All County flexible funds are currently being impounded per the Measure T guidelines.
3	Overlay	
4	Chip Seal	
5	Other Seal	
6	Patching	
7	Other	
1	ADA Compliance	ADA ramp installed in Oakhurst (Rd 426)
Transit Enhancement		
	<i>TEP</i>	
1		
2	Operating - Service Expansion	
3	Capital - Bus	
4	Facilities	Contributions towards Ranchos Middle School expansion (pedestrian facilities)
5	Other Public Transit-Related Projects	Supplement various funds for Amtrak Station relocation
1	ADA/Seniors/Paratransit	
Environmental Enhancement		
	<i>Air Quality</i>	
1		
2	Bicycle/Pedestrian Facilities	Portion of County Measure T match for SLPP funds for Ave 12 sidewalk (50/50 match)
3	Car/Mon. Park	
4	Other Air Quality Projects	

End of Year Reports

City of Madera



MEASURE T
2008–2009 Expenditure Summary
 City of Madera

Program	Allocated Budget	Expenditures	Encumbered	Total Expenditures	% Spent	Balance Remaining	Other Funds Leveraged
Commute Corridors/Farm to Market (Regional)	\$ 1,220,000.00	\$ -	\$ -	\$ -	0.00%	\$ 1,220,000.00	\$ -
Safe Routes to School & Jobs (Local)	\$ 1,085,000.00	\$ 1,037,500.00	\$ -	\$ 1,037,500.00	95.62%	\$ 47,500.00	\$ -
Transit Enhancement (Public)	\$ 96,000.00	\$ 1,100.00	\$ -	\$ 1,100.00	1.15%	\$ 94,900.00	\$ -
Environmental Enhancement	\$ 95,600.00	\$ -	\$ -	\$ -	0.00%	\$ 95,600.00	\$ -
Grand Totals	\$ 2,496,600.00	\$ 1,038,600.00	\$ -	\$ 1,038,600.00	97%	\$ 1,458,000.00	\$ -

MEASURE T
2008-2009 Expenditure Detail
City of Madera

Program	08-09 "T" Budget	Actual Expenditures	Encumbered	Total	% Spent	Balance Remaining	Other Funds Leveraged	Source of Leveraged Funds
Commute Corridors/Farm to Market	\$ 1,220,000.00	\$ -	\$ -	\$ -	0.00%	\$ 1,220,000.00	\$ -	
<i>Regional Rehab</i>								
1 Lake St., Cleveland to Kennedy, R-2	\$ 291,000.00	\$ -	\$ -	\$ -	0.00%	\$ 291,000.00	\$ -	
2								
3								
4								
1 Various 3R ADA, R-29	\$ 615,000.00	\$ -	\$ -	\$ -	0.00%	\$ 615,000.00	\$ -	
2								
3								
4								
1 Pavement Rehab/Maintenance	\$ 314,000.00	\$ -	\$ -	\$ -	0.00%	\$ 314,000.00	\$ -	
2								
3								
4								
Safe Routes to School & Jobs	\$ 1,085,000.00	\$ 1,037,500.00	\$ -	\$ 1,037,500.00	95.62%	\$ 47,500.00	\$ -	
<i>Street Maintenance</i>								
1	\$ 634,000.00	\$ 608,400.00	\$ -	\$ 608,400.00	95.96%	\$ 25,600.00	\$ -	
2								
3								
4								
5								
<i>County Maint. District, Suppl Maint.</i>								
1	\$ 427,000.00	\$ 405,100.00	\$ -	\$ 405,100.00	94.87%	\$ 21,900.00	\$ -	
2								
3								
4								
<i>Flexible</i>								
1	\$ -	\$ -	\$ -	\$ -	0.00%	\$ -	\$ -	
2								
3								
4								
5								
<i>ADA Compliance</i>								
1	\$ 24,000.00	\$ 24,000.00	\$ -	\$ 24,000.00	100.00%	\$ -	\$ -	
Transit Enhancement	\$ 96,000.00	\$ 1,100.00	\$ -	\$ 1,100.00	1.15%	\$ 94,900.00	\$ -	
<i>TEP</i>								
1	\$ 87,700.00	\$ 1,100.00	\$ -	\$ 1,100.00	1.25%	\$ 86,600.00	\$ -	
2								
3								
4								
5								
<i>Operating - Service Expansion</i>								
1	\$ -	\$ -	\$ -	\$ -	0.00%	\$ -	\$ -	
2								
3								
4								
5								
<i>Capital - Buses</i>								
1	\$ 87,700.00	\$ -	\$ -	\$ -	0.00%	\$ 87,700.00	\$ -	
2								
3								
4								
5								
<i>Facilities</i>								
1	\$ -	\$ 1,100.00	\$ -	\$ -	0.00%	\$ -	\$ -	
2								
3								
4								
5								
<i>Other Public Transit-Related Projects</i>								
1	\$ 8,300.00	\$ -	\$ -	\$ -	0.00%	\$ 8,300.00	\$ -	
Environmental Enhancement	\$ 95,600.00	\$ -	\$ -	\$ -	0.00%	\$ 95,600.00	\$ -	
<i>Air Quality</i>								
1	\$ -	\$ -	\$ -	\$ -	0.00%	\$ -	\$ -	
2								
3								
4								
<i>Bicycle/Pedestrian Facilities</i>								
1	\$ 95,600.00	\$ -	\$ -	\$ -	0.00%	\$ 95,600.00	\$ -	
2								
3								
4								
<i>Car/Van Pools</i>								
1	\$ -	\$ -	\$ -	\$ -	0.00%	\$ -	\$ -	
2								
3								
4								
<i>Other Air Quality Projects</i>								

MEASURE T
2008-2009 Program Notes
City of Madera

Commute Corridors/Farm to Market		
	<i>Regional Rehab</i>	
1	Project 1	Lake Street (R-2) Bid 09/10
2		
3	PS&E	
4	ROW	
5	CON	
1	Project 2	Various 3R, ADA, R-29, Bid 09/10
2		
3	PS&E	
4	ROW	
5	CON	
1	Project 3	Pavement Rehab/Maintenance
2		
3	PS&E	
4	ROW	
5	CON	
Safe Routes to School & Jobs		
	<i>Street Maintenance</i>	
1		
2	Overlays	
3	Chip Seals	
4	Other Seals	
5	Patching	Chip Seal, Road Oil Patch, Salary, and Paint Supplies
	<i>County/Maint. District, Suppl. Maint.</i>	
1		
2	Overlays	
3	Chip Seals	
4	Other Seals	
5	Patching	
	<i>Flexible</i>	
1		
2	Overlays	
3	Chip Seals	
4	Other Seals	
5	Patching	
	<i>Other</i>	
1		
2		
3		
4		
5		
1	ADA Compliance	R-23 Concrete Projects, Gateway/Sassafras
2		
3		
4		
5		
Transit Enhancement		
	<i>TEP</i>	
1		
2	Operating - Service Expansion	
3	Capital - Buses	
4	Facilities	Transit Services
5	Other Public Transit-Related Projects	
1		
2		
3		
4		
5		
1	ADA/Seniors/Para-transit	
2		
3		
4		
5		
Environmental Enhancement		
	<i>Air Quality</i>	
1		
2	Bicycle/Pedestrian Facilities	R-20 Yosemite St/W
3	Car/Van Pools	
4	Other Air Quality Projects	

End of Year Reports

City of Chowchilla



MEASURE T
2008-2009 Expenditure Summary
 City of Chowchilla

Program	Allocated Budget	Actual Expenditures	Encumbered	Total	% Spent	Balance Remaining	Other Funds Leveraged
Commute Corridors/Farm to Market (Regional)	\$ 240,000.00	\$ 240,000.00	\$ -	\$ 240,000.00	100.00%	\$ -	\$ -
Safe Routes to School & Jobs (Local)	\$ 368,200.00	\$ 197,624.00	\$ -	\$ 197,624.00	53.67%	\$ 170,576.00	\$ -
Transit Enhancement (Public)	\$ 8,588.00	\$ 8,000.00	\$ -	\$ 8,000.00	93.15%	\$ 588.00	\$ -
Environmental Enhancement	\$ -	\$ -	\$ -	\$ -	0.00%	\$ -	\$ -
Grand Totals	\$616,788.00	\$445,624.00	\$ -	\$ 445,624.00	247%	\$ 171,164.00	\$ -

MEASURE T
2008-2009 Expenditure Detail
City of Chowchilla

Program	08-09 "T" Budget	Actual Expenditures	Encumbered	Total	% Spent	Balance Remaining	Other Funds Leveraged	Source of Leveraged Funds
Commuter Corridors/Farm to Market	\$ 240,000.00	\$ 240,000.00	\$ -	\$ 240,000.00	100.00%	\$ -	\$ -	
<i>Regional Rehab</i>								
1 Resurfacing - Howell/Gill	\$ 130,000.00	\$ 130,000.00	\$ -	\$ 130,000.00	100.00%	\$ -	\$ -	
2 PS&E	\$ 27,400.00	\$ 31,300.00	\$ -	\$ 31,300.00	114.23%	\$ (3,900.00)	\$ -	
3 RCW	\$ -	\$ -	\$ -	\$ -	0.00%	\$ -	\$ -	
4 CCN	\$ 102,600.00	\$ 98,700.00	\$ -	\$ 98,700.00	96.20%	\$ 3,900.00	\$ -	
1 2009 Measure T Street Improvement Project	\$ 110,000.00	\$ 110,000.00	\$ -	\$ 110,000.00	100.00%	\$ -	\$ -	
2 PS&E	\$ 110,000.00	\$ 110,000.00	\$ -	\$ 110,000.00	100.00%	\$ -	\$ -	
3 RCW	\$ -	\$ -	\$ -	\$ -	0.00%	\$ -	\$ -	
4 CCN	\$ -	\$ -	\$ -	\$ -	0.00%	\$ -	\$ -	
Safe Routes to School & Jobs	\$ 368,200.00	\$ 197,624.00	\$ -	\$ 197,624.00	53.67%	\$ 170,576.00	\$ -	
<i>Street Maintenance</i>								
1	\$ 120,500.00	\$ 87,200.00	\$ -	\$ 87,200.00	72.37%	\$ 33,300.00	\$ -	
2 Overlays	\$ 65,500.00	\$ 63,500.00	\$ -	\$ 63,500.00	96.95%	\$ 2,000.00	\$ -	
3 Chip Seals	\$ -	\$ -	\$ -	\$ -	0.00%	\$ -	\$ -	
4 Other Seals	\$ -	\$ -	\$ -	\$ -	0.00%	\$ -	\$ -	
5 Patching	\$ 55,000.00	\$ 23,700.00	\$ -	\$ 23,700.00	43.03%	\$ 31,300.00	\$ -	
<i>County Maint. District, Suppl. Maint.</i>								
1	\$ 85,000.00	\$ 40,000.00	\$ -	\$ 40,000.00	47.06%	\$ 45,000.00	\$ -	
2 Overlays	\$ 40,000.00	\$ 40,000.00	\$ -	\$ 40,000.00	100.00%	\$ -	\$ -	
3 Chip Seals	\$ -	\$ -	\$ -	\$ -	0.00%	\$ -	\$ -	
4 Other Seals	\$ -	\$ -	\$ -	\$ -	0.00%	\$ -	\$ -	
5 Patching	\$ 45,000.00	\$ -	\$ -	\$ -	0.00%	\$ 45,000.00	\$ -	
<i>Flexible</i>								
1	\$ 162,700.00	\$ 70,424.00	\$ -	\$ 70,424.00	43.28%	\$ 92,276.00	\$ -	
2 Overlays	\$ 43,700.00	\$ 3,980.00	\$ -	\$ 3,980.00	9.11%	\$ 39,720.00	\$ -	
3 Chip Seals	\$ -	\$ -	\$ -	\$ -	0.00%	\$ -	\$ -	
4 Other Seals	\$ -	\$ -	\$ -	\$ -	0.00%	\$ -	\$ -	
5 Patching	\$ -	\$ -	\$ -	\$ -	0.00%	\$ -	\$ -	
Other	\$ 119,000.00	\$ 60,444.00	\$ -	\$ 60,444.00	50.79%	\$ 58,556.00	\$ -	
1 ADA Compliance	\$ -	\$ -	\$ -	\$ -	0.00%	\$ -	\$ -	
Transit Enhancement	\$ 8,588.00	\$ 8,000.00	\$ -	\$ 8,000.00	93.15%	\$ 588.00	\$ -	
<i>TEP</i>								
1	\$ 7,838.00	\$ 7,250.00	\$ -	\$ 7,250.00	92.50%	\$ 588.00	\$ -	
2 Operating - Service Expansion	\$ 7,838.00	\$ 7,250.00	\$ -	\$ 7,250.00	92.50%	\$ 588.00	\$ -	
3 Capital - Buses	\$ -	\$ -	\$ -	\$ -	0.00%	\$ -	\$ -	
4 Facilities	\$ -	\$ -	\$ -	\$ -	0.00%	\$ -	\$ -	
5 Other Public Transit-Related Projects	\$ -	\$ -	\$ -	\$ -	0.00%	\$ -	\$ -	
1 ADA/Seniors/Paratransit	\$ 750.00	\$ 750.00	\$ -	\$ 750.00	100.00%	\$ -	\$ -	
Environmental Enhancement	\$ -	\$ -	\$ -	\$ -	0.00%	\$ -	\$ -	
<i>Air Quality</i>								
1	\$ -	\$ -	\$ -	\$ -	0.00%	\$ -	\$ -	
2 Bicycles/Pedestrian Facilities	\$ -	\$ -	\$ -	\$ -	0.00%	\$ -	\$ -	
3 Car/Van Pools	\$ -	\$ -	\$ -	\$ -	0.00%	\$ -	\$ -	
4 Other Air Quality Projects	\$ -	\$ -	\$ -	\$ -	0.00%	\$ -	\$ -	

MEASURE T
2008-2009 Program Notes
 City of Chowchilla

Commute Corridors / Farm to Market		
<i>Regional Rehab</i>		
1	Project 1	Howell Road/Gill Way Street Improvement - Resurfacing Project
2		Design completed in 2008/09
3	<i>PS&E</i>	
4	<i>RDW</i>	Contract completed in 2008/09; retention to be paid in 2009/10
4	<i>CON</i>	
1	Project 2	2009 Measure T Street Improvement Project
2		Preliminary design and project development 80% complete
3	<i>PS&E</i>	
4	<i>RDW</i>	Planned for 2009/10
4	<i>CON</i>	
1	Project 3	
2		
3	<i>PS&E</i>	
4	<i>RDW</i>	
4	<i>CON</i>	
Safe Routes to School & Jobs		
<i>Street Maintenance</i>		
1		
2	<i>Overlays</i>	Portion of Howell/Gill project programmed here. Sonoma project engineering for 08/09 programmed here
3	<i>Chip Seals</i>	
4	<i>Other Seals</i>	
5	<i>Patching</i>	Purchased special equipment for use in the street maintenance
<i>County Maint. District, Suppl. Maint.</i>		
1		
2	<i>Overlays</i>	Portion of Howell/Gill project programmed here
3	<i>Chip Seals</i>	
4	<i>Other Seals</i>	
4	<i>Patching</i>	
<i>Flexible</i>		
1		
2	<i>Overlays</i>	Balance of Howell/Gill project programmed here
3	<i>Chip Seals</i>	
4	<i>Other Seals</i>	
5	<i>Patching</i>	
	<i>Other</i>	Balance of Measure T Project Development Phases programmed here
1	<i>ADA Compliance</i>	Funds reserved for future project
Transit Enhancement		
<i>TEP</i>		
1		
2	<i>Operating - Service Expansion</i>	CATX system
3	<i>Capital - Buses</i>	
4	<i>Facilities</i>	
5	<i>Other Public Transit-Related Projects</i>	
1	<i>ADA/Genics/Paratransit</i>	CATX system
Environmental Enhancement		
<i>Air Quality</i>		
1		Funds to be programmed in 09/10 for CNG fueling facility
2	<i>Bicycle/Pedestrian Facilities</i>	
3	<i>Car/Van Pools</i>	
4	<i>Other Air Quality Projects</i>	

Other Reports

Measure T Fiscal Year Receipts from BOE

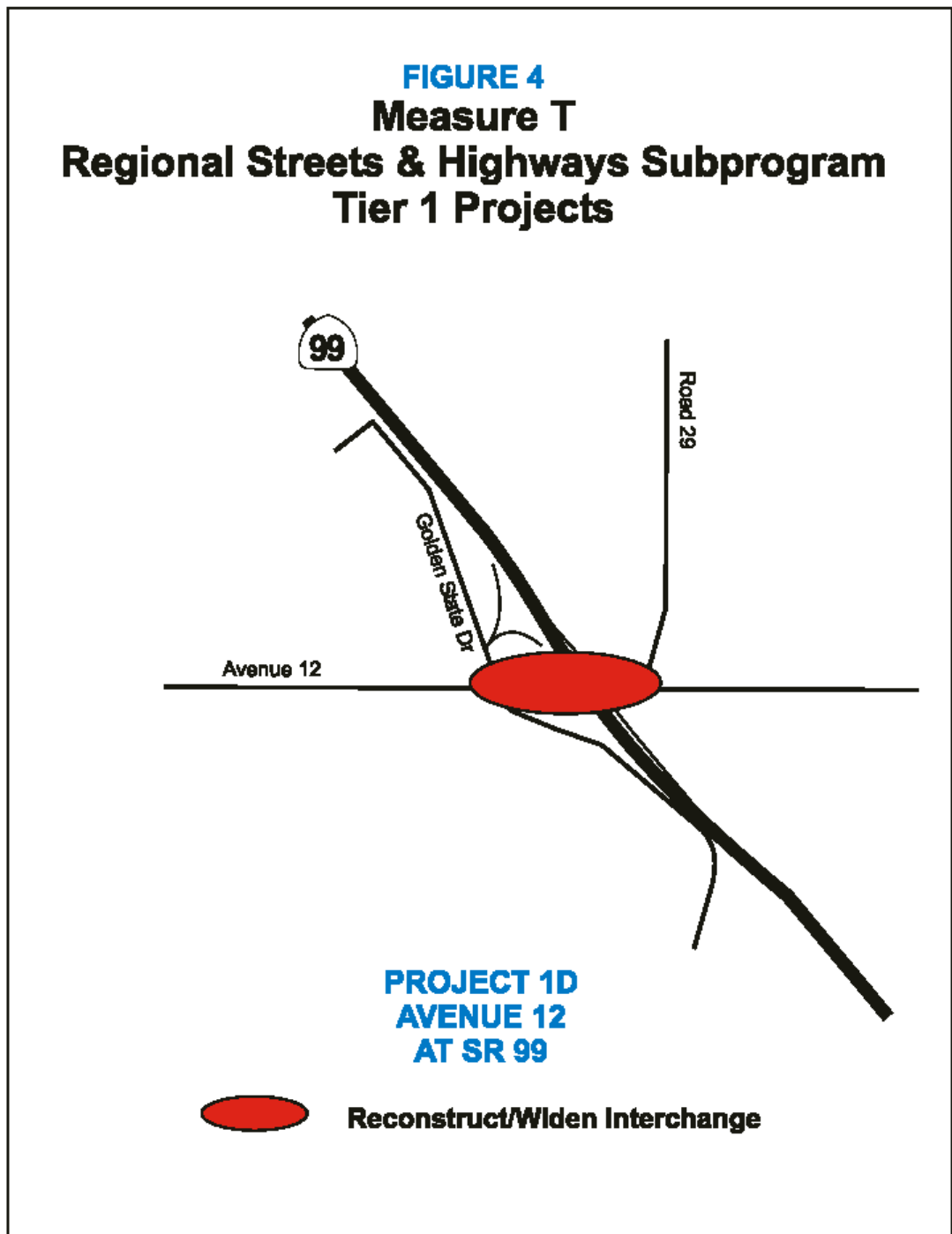
Measure T Receipts

Year	Month	Monthly Advance	Adjust to Actual	Quarterly Interest	Monthly Totals	Misc Revenues	Annual Proceeds	Misc Expenditures	Net Proceeds	Actual Admin Fee
2008	Jul	504,200			504,200.00					
	Aug	672,200			672,200.00					
	Sep	543,000	374,013.97	15,270.24	932,284.21					23,600
	Oct	543,000			543,000.00					
	Nov	724,000			724,000.00					
2009	Dec	536,000	231,147.83	31,127.94	798,275.77					23,600
	Jan	536,000			536,000.00					
	Feb	587,800			587,800.00					
	Mar	440,800	94,613.49	6,112.28	541,525.77					23,600
	Apr	442,700			442,700.00					
	May	473,400			473,400.00					
	Jun	480,800	128,149.62	2,746	611,695.88					8,600
		6,483,900	827,925	55,256.72	7,367,081.63	-	7,367,082	-	7,367,081.63	79,400

Total Revenues 15,457,534.03
 Total Exp 133,048.30
 Total Net RTD 15,324,485.73

10/08 disbursement 2,108,684.21
 1/09 disbursement 2,065,275.77
 4/09 disbursement 1,665,325.77
 6/09 disbursement 692,114.25
 excess 835,681.63

APPENDIX



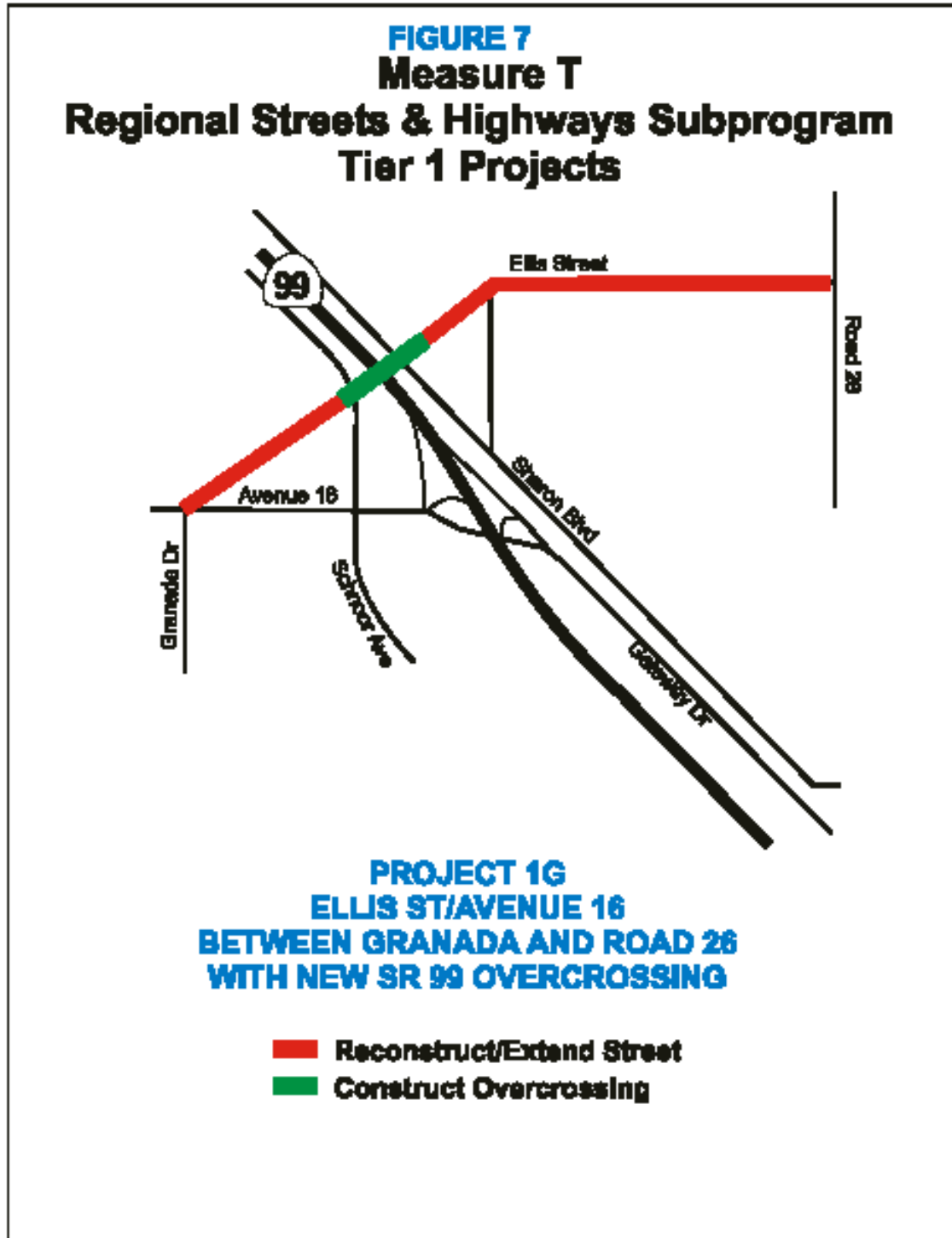
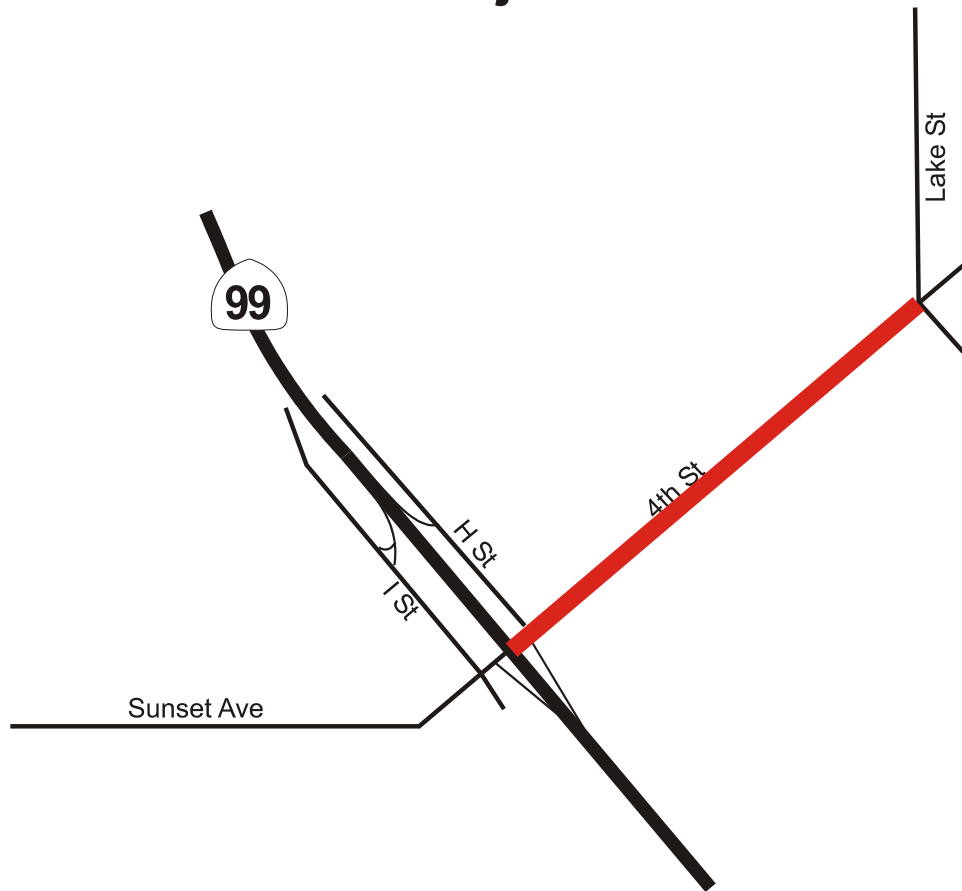


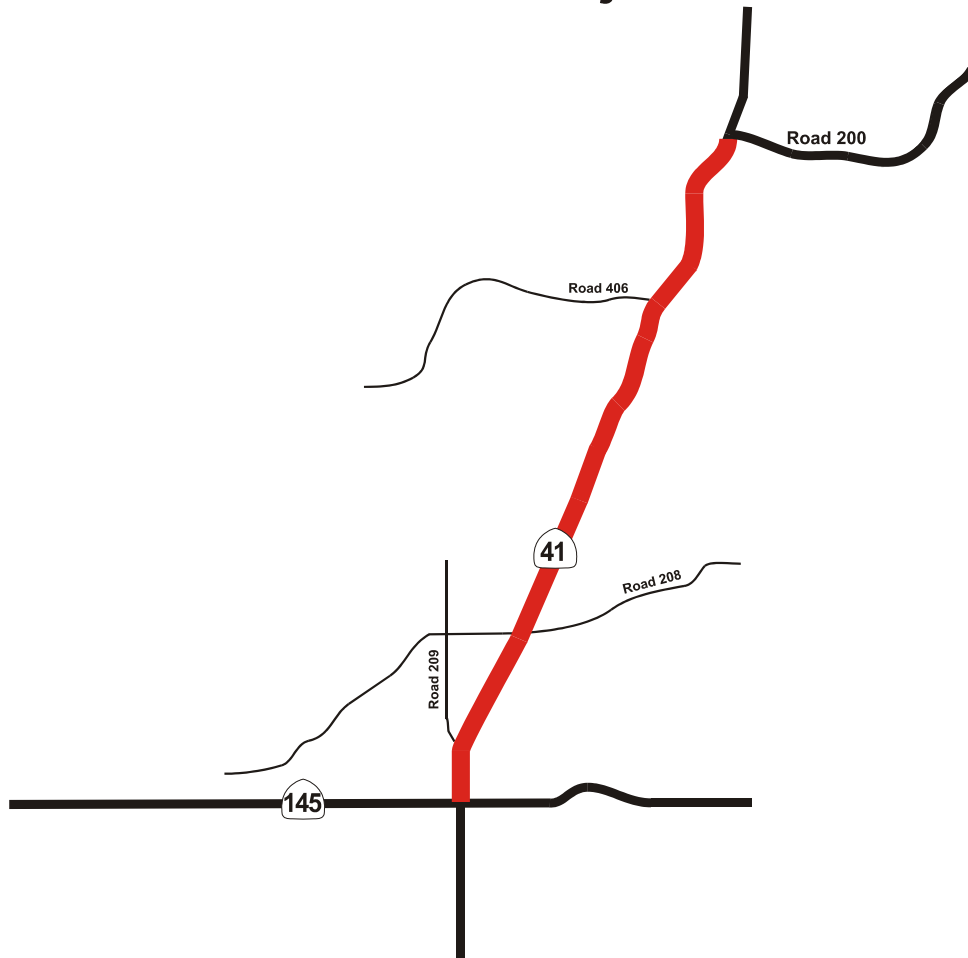
FIGURE 14
Measure T
Regional Streets & Highways Subprogram
Tier 1 Projects



PROJECT 1N
4TH AVENUE
BETWEEN SR 99 AND LAKE ST

■ Reconstruct/Widen From 2 to 4 Lanes with Railroad Crossing

FIGURE 1
Measure T
Regional Streets & Highways Subprogram
Tier 1 Projects



PROJECT 1A
SR 41
BETWEEN SR 145 AND ROAD 200

■ Construct Passing Lanes

Madera STIP Program

2008 STIP STAFF RECOMMENDATION - COUNTY SHARE

Does Not Include STIP Interregional Share Funding (See Separate Listing)
(\$1,000's)

Recommended New Programming	5,002
Minimum	339
Target	5,937
Maximum	16,640
Under (Over) Target	936

Madera																																									
Agency	Rte	PPNO	Project	Ext	Voted	Total	Project Totals by Fiscal Year					Project Totals by Component																													
							Prior	08-09	09-10	10-11	11-12	12-13	R/W	Const	E & P	PS&E	R/W Sup	Con Sup																							
STIP Projects at Fund Estimate (October 2007):																																									
Madera CTC		6L06	Planning, programming, and monitoring		Sep-07	160	150	0	0	0	0	0	0	0	160	0	0	0	0	0	0	0	0	0	0	0	0														
Caltrans	99	5348	Ave 12 interchange (Route 99 Bond)			8,023	1,300	0	6,723	0	0	0	0	2,023	0	1,300	4,700	0	0	0	0	0	0	0	0	0	0														
Caltrans	99	E356A	Rt 145 interchange improvements			6,100	6,100	0	0	0	0	0	0	0	5,600	0	0	0	0	0	0	0	0	0	0	500	0														
Madera	loc	5397	Ellis Av/Av 16 Rt 99 overcrossing			8,534	0	8,534	0	0	0	0	0	0	8,534	0	0	0	0	0	0	0	0	0	0	0	0														
Madera CTC		6L06	Planning, programming, and monitoring			450	0	150	150	150	0	0	0	450	0	0	0	0	0	0	0	0	0	0	0	0	0														
Caltrans	te	A006	Rt 41 Oakhurst sidewalks (ext 6-07)		Jun-08	88	88	0	0	0	0	0	0	79	0	0	0	0	0	0	0	0	0	0	0	9															
Madera	te	A007	Gateway & UPRR, bikelped undercrossing			186	186	0	0	0	0	0	0	186	0	0	0	0	0	0	0	0	0	0	0	0															
Madera	te	A010	Schnoor Av bike/ped undercrossing			139	0	0	139	0	0	0	0	139	0	0	0	0	0	0	0	0	0	0	0	0															
Total Existing STIP Projects						23,670	7,824	8,684	7,012	150	0	0	2,023	15,138	1,300	4,700	0	0	0	0	0	0	0	0	0	509	0														
Highway Projects Recommended:																																									
Madera CTC		6L06	Planning, programming, and monitoring			-450	0	-150	-150	-150	0	0	0	-450	0	0	0	0	0	0	0	0	0	0	0	0	0														
Madera CTC		6L06	Planning, programming, and monitoring			960	0	150	200	200	200	200	0	960	0	0	0	0	0	0	0	0	0	0	0	0	0														
Madera	loc	6436	4th St, K-Lake, widen to 4 lanes + Rt 99 overxing			4,602	0	0	0	0	0	4,602	0	4,602	0	0	0	0	0	0	0	0	0	0	0	0	0														
Subtotal, Highway Projects						5,002	0	0	50	50	200	4,702	0	5,002	0	0	0	0	0	0	0	0	0	0	0	0	0														
Total Proposed Programming						5,002																																			
Nominated Projects Not Included in Staff Recommendation:																																									
Caltrans		41	NEW Fwy extension, Av 12 interchange			15,644																																			
Notes:																																									
RTIP adopted January 23, 2008 and transmitted February 15, 2008. State highway costs updated as reported by Caltrans.																																									
Rt 41 extension: Nomination was for construction. PPR total cost of \$77,941, including \$69,732 for construction in 2013-14, beyond the STIP period.																																									
Other funding from impact fees, Measure T, and \$20,000 "potential partnering bond."																																									



2001 Howard Road, Suite 201 Madera, CA 93637